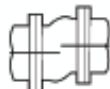
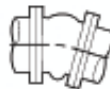


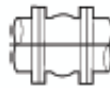
HD - Horizontal Displacement



DA - Deflection Angular



Ext - Extension



Comp - Compression



Technical Data

Max Pressure 10 Bar

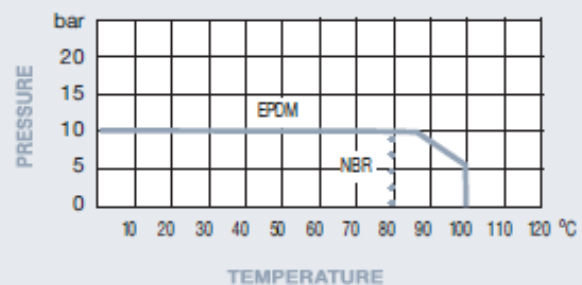
Working Temperature -20°C to +100°C EPDM
-20°C to +80°C NBR

PN10 Flanged Flexible Connector

Features

- Flanged PN10 BS4504
- EPDM/NBR Body
- Zinc Plated Carbon Steel Flanges
- Nylon Cord Fabric with Steel Reinforcement

Pressure / Temperature



DN	1 1/4"	1 1/2"	2"	2 1/2"	3"	4"	5"	6"	8"	10"	12"
D	140	150	165	185	200	220	250	285	340	395	445
D1	100	110	125	145	160	180	210	240	295	350	400
b	16	16	18	18	20	20	22	22	24	26	26
L	130	130	130	130	130	130	130	130	130	130	130
Ø-n	18.4	18.4	18.4	18.4	18.8	18.8	18.8	22.8	22.8	22.12	22.12
HD	12	12	12	12	12	12	12	12	12	12	12
DA	15°	15°	15°	15°	15°	15°	15°	15°	15°	15°	15°
Ext	8	8	8	8	8	8	8	8	8	8	8
Comp	15	15	15	15	15	15	15	15	15	15	15
Kgs	1.94	2.14	2.67	3.14	3.57	4.10	5.56	6.70	8.90	9.96	15.93

N.	Part Name	Materials 425	Materials 435
1	Body	EPDM	NBR
2	Reinforcement	Nylon Cord Wire	Nylon Cord Wire
3	Pressure Ring	Steel Wire	Steel Wire
4	Flange	Carbon Steel	Carbon Steel

Dimensions in mm

This data sheet is designed as a guide and should not be regarded as wholly accurate in every detail. We reserve the right to amend the specification of any product without notice.