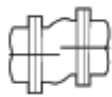
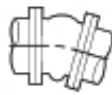


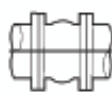
HD - Horizontal Displacement



DA - Deflection Angular



Ext - Extension



Comp - Compression



### Technical Data

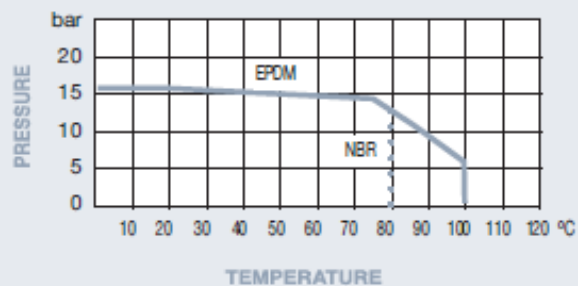
Max Pressure 16 Bar  
 Working Temperature -20°C to +100°C EPDM  
 -20°C to +80°C NBR

## PN16 Tied Flanged Flexible Connector

### Features

- Flanged PN16 BS4504
- EPDM/NBR Body
- Zinc Plated Carbon Steel Oval Flanges
- Nylon Cord Fabric with Steel Reinforcement

### Pressure / Temperature



DN	32	40	50	65	80	100	125	150	200	250	300
L	222	232	247	267	286	306	336	371	440	505	560
L1	184	194	209	229	246	266	296	331	393	458	513
D	140	150	165	185	200	220	250	285	340	405	460
D1	100	110	125	145	160	180	210	240	295	355	410
H	130	130	130	130	130	130	130	130	130	130	130
Ø-n	18.4	18.4	18.4	18.4	18.8	18.8	18.8	22.8	22.12	26.12	26.12
Ø1-n	18.2	18.2	18.2	18.2	20.2	20.2	20.2	20.2	27.2	27.2	27.2
HD	12	12	12	12	12	12	12	12	12	12	12
DA	15°	15°	15°	15°	15°	15°	15°	15°	15°	15°	15°
Ext	8	8	8	8	8	8	8	8	8	8	8
Comp	15	15	15	15	15	15	15	15	15	15	15
Kgs	4.12	4.76	6.47	8.1	9.6	10.8	14.8	17.1	22.8	34.0	41.9

N.	Part Name	Materials 450	Materials 460
1	Body	EPDM	NBR
2	Reinforcement	Nylon Cord Wire	Nylon Cord Wire
3	Pressure Ring	Steel Wire	Steel Wire
4	Flange	Carbon Steel	Carbon Steel

Dimensions in mm

This data sheet is designed as a guide and should not be regarded as wholly accurate in every detail. We reserve the right to amend the specification of any product without notice.