

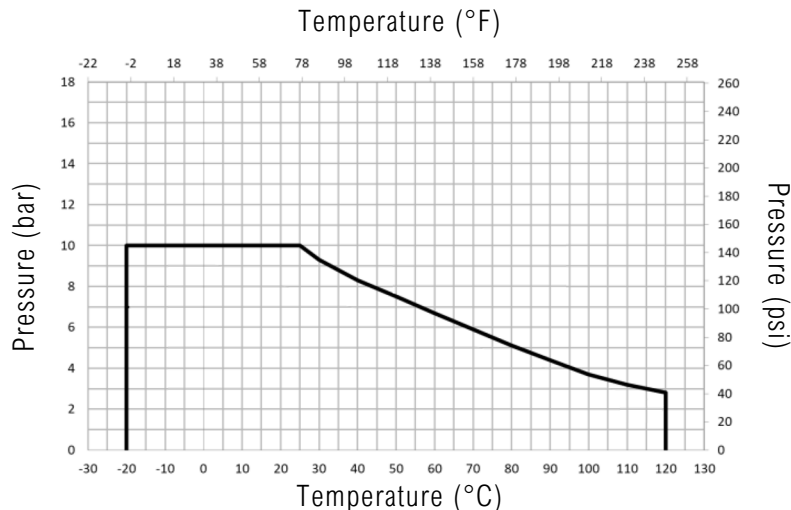
E3160 - Electrically Actuated 2 Way PVDF Double Union Ball Valve



Valve Features and Specification	
Body	PVDF
Seat	PTFE
Seal Options	EPDM
	FPM/FKM
Connection Options	BSP Threaded Socket
	Plain Socket (Metric)
	Flanged (1/2" - 2")
Bore	Reduced Bore
Operating Temperature:	0°C to +120°C
Additional Options:	Thermal Insulation Extension

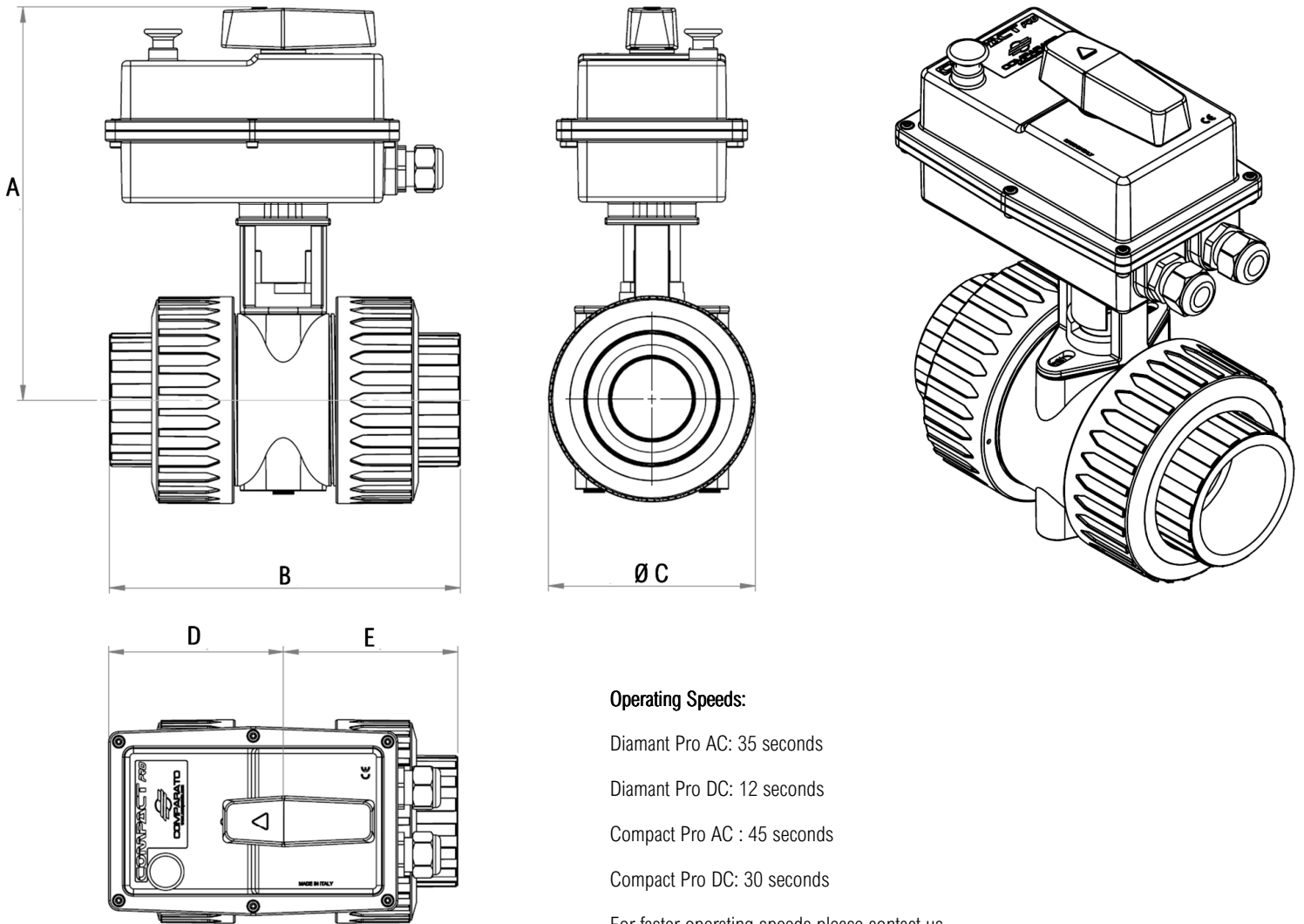
Actuator Specification	
Enclosure	Weatherproof IP67 (glass-reinforced polyacrylamide techno-polymer)
Operating Ambient Temperature	-10°C to +50°C
Control Options	2 point or 3 point control
Micro-switches	2x feedback micro switches
Electrical Connection	2 cable gland electrical entries
Power Supply	12v DC, 24v AC/DC, 110v AC, 230v AC
Options:	Fast and slow operating speeds available
	WIFI configurable SMART actuator
	Positioning Actuator
	Fail safe super-capacitor
	Anti-condensation heater
	Manual override (AC only)

Pressure / Temperature:



Dimensions

E3160 - Electrically Actuated 2 Way PVDF Ball Valve



Operating Speeds:

Diamant Pro AC: 35 seconds

Diamant Pro DC: 12 seconds

Compact Pro AC : 45 seconds

Compact Pro DC: 30 seconds

For faster operating speeds please contact us.

Actuator	Diamant Pro						Compact Pro	
	10 3/8"	15 1/2"	20 3/4"	25 1"	32 1 1/4"	40 1 1/2"	50 2"	
A (AC)	160.61	160.61	177.31	181.46	203.06	203.51	229.01	
A (DC)	178.61	178.61	195.31	199.46	221.06	221.51	233.01	
B	113.55	113.55	124.55	143.1	180.2	180.2	204.4	
ØC	53.82	53.82	63.81	73.39	97.85	97.85	120.8	
D	79.2	79.2	79.2	79.2	90.1	90.1	103.7	
E	90.7	90.7	90.7	90.7	90.7	90.7	103.25	

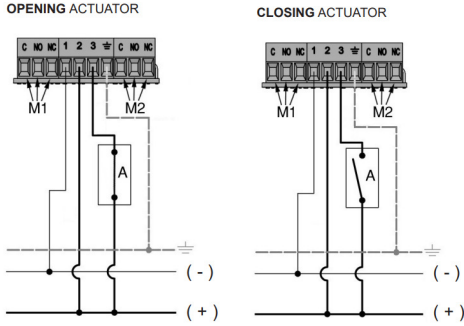
Dimensions in mm

Actuator Wiring Information:

DC Actuator

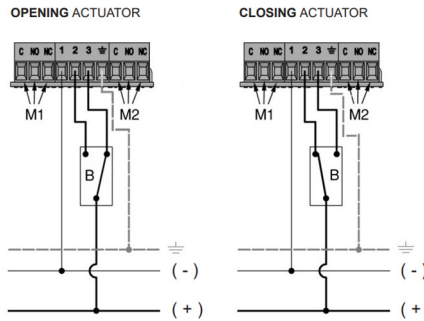
2 Point Control - On/Off (Switch)

The voltage on terminal 3 can be supplied by means of a switch.
One electric control can activate several actuators.



3 Point Control - On/Off (Changeover)

Voltage should be diverted to terminal 2 or 3.
Each actuator must be operated by a single electric control.



- 1 - Negative (-)
- 2 - Closing control (+)
- 3 - Opening control (+)
- M1 - Opening auxiliary micro
- M2 - Closing auxiliary micro

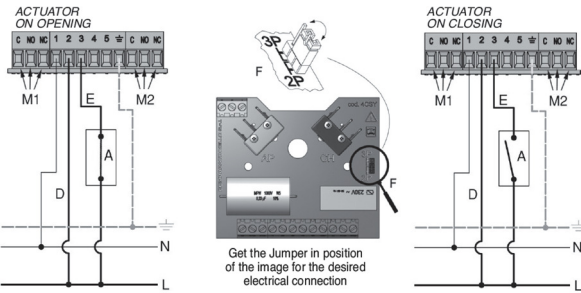
- B - Deviator-type control
- ⊕ - Earth

If powered by alternating current
(-) = Neutral
(+) = Phase

AC Actuator


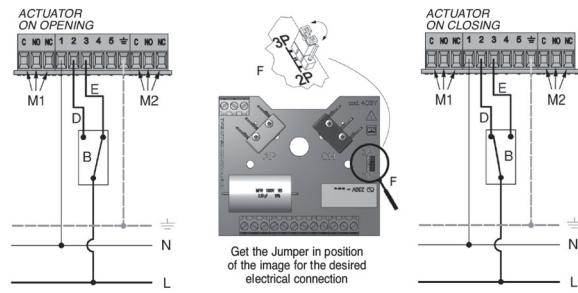
2 Point Control - On/Off (Switch)

Terminal 1: neutral;
Terminal 2: fixed closing phase
Terminal 3: opening phase
The phase to terminal 3 can be supplied by means of a switch.
One electric control can activate several actuators.



3 Point Control - On/Off (Changeover)

Terminal 1: neutral; Terminal 2: closing phase;
Terminal 3: opening phase
Phase shall be diverted to terminal 2 or terminal 3
Each actuator must be operated by a single electric control



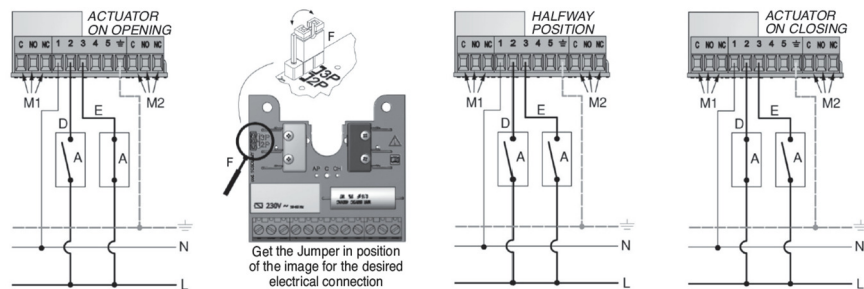
- KEY:
- 1 - Neutral
 - 2 - Closing phase
 - 3 - Opening phase
 - 4 - Outlet opening phase
 - 5 - Outlet closing phase

- B - Switch-type control
- D - Closing
- E - Opening
- F - Jumper
- ⊕ - Earth

3 Point Control - Modulating (2 Switches)

Terminal 1: neutral;
Terminal 2: fixed closing phase
Terminal 3: opening phase

The phase can be diverted to terminal 2, terminal 3 or to none of them, in order to obtain partial openings of the valve.



This is necessary for modulating the flow when a regulation is needed. Each actuator must be operated by a single electric control

- KEY:
- 1 - Neutral
 - 2 - Closing phase
 - 3 - Opening phase
 - 4 - Outlet opening phase
 - 5 - Outlet closing phase

- A - Switch-type control
- D - Closing
- E - Opening
- F - Jumper
- ⊕ - Earth

- OPTIONAL
- C - Common
 - NO - Normally open
 - NC - Normally closed
 - M1 - Opening additional microswitch
 - M2 - Closing additional microswitch

Optional Auxiliary Microswitches:

