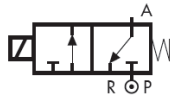






## D362/363 Series, General Purpose – 3/2 Normally Closed

Specifications	
Function (single acting)	 <p>Flow direction underseat 2 → 1</p>
Maximum Viscosity	Max. 21cST (3 °E)
Body Material (Std)	Brass CW617N (EN 12165)
Orifice Material	Stainless Steel 1.4305 EN 10088 (AISI 303)
Flange	Stainless Steel 1.4305 EN 10088 (AISI 303)
Tube	Stainless Steel AISI 304
Plunger	Stainless Steel 1.4106 EN 10088 (AISI 430F)
Top Stop	Stainless Steel 1.4105 EN 10088 (AISI 430F)
Springs	Stainless Steel AISI 302
Seal Material (Std)	Foodgrade FKM
Connection Type (Std)	G parallel thread (ISO 228-1)
Shading Ring	Copper
Electrical Characteristics	
Standard Coil Voltage DC (=)	24 V
Standard Coil Voltage AC 50 Hz (-)	24 V, 110 V, 200 V, 230 V
Standard Coil Voltage AC 60 Hz (-)	24 V, 120 V, 220 V, 240 V
 Coil Voltage DC (=)	24 V
 Coil Voltage AC 50 Hz (-)	24 V, 110 V, 230 V
 Coil Voltage AC 60 Hz (-)	120 V, 240 V
Voltage Tolerance	+10% to -15% (AC) +10% to -5% (DC)
Duty Cycle	100% ED
Protection Class	IP65 (EN 60529) with plug and gasket correctly fitted *
Electrical Connection	to EN 175301 - 803 - A (ex DIN 43650)
Coil Insulation	Class F 155 °C
Power Rating (Standard)	AC 18 VA (holding) AC 36 VA (inrush) DC 14 W
Power Rating (  )	AC 15 VA (holding) AC 30 VA (inrush) DC 10 W

### Features and Benefits

- Direct Acting
- Robust construction for industrial applications
- Zero pressure rated
- Stainless steel AISI 430F operators with low residual magnetism
- Coils tested 100% in compliance to RoHS directive and to relevant international standards
- Choice of high quality seal materials
- Response time 5 to 25 ms



Pipe Size	Cv (gpm)	Kv (m³/h)	OPD (bar)		Orifice (mm)	Seal Material	Valve Code
			AC Voltages	DC Voltages			
¼"	0.09	0.08	0 - 18	0 - 18	1.5	FKM EPDM	D363CVC D363CEC
¼"	0.15	0.13	0 - 10	0 - 10	2.0	FKM EPDM	D363CVE D363CEE
¼"	0.24	0.20	0 - 7	0 - 7	2.5	FKM EPDM	D363CVG D363CEG
¼"	0.32	0.27	0 - 5	0 - 5	3.0	FKM EPDM	D363CVH D363CEH
¼"	0.42	0.36	0 - 3.5	0 - 3.5	4.0	FKM EPDM	D363CVL¹ D363CEL¹
¼"	0.53	0.45	0 - 2.5	0 - 2.5	5.0	FKM EPDM	D363CVN¹ D363CEN¹
¼"	0.56	0.48	0 - 1.5	0 - 1.5	6.0	FKM EPDM	D363CVP¹ D363CEP¹

¹ Manual override not available for orifice > Ø3mm.

### Options Available

Valve Options (see coding chart)	
Body threaded connection G 1/8"	
NPT threads (minimum batch may be required)	
Manual override	

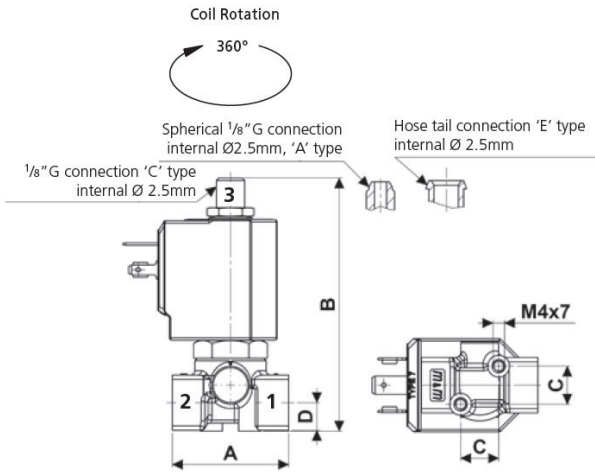
EEx T4	
Protection Class	See separate datasheet
EEx T4 (IP65)	

Vacuum Version	
See separate datasheet	

Seal Material¹ and Media Temperature Range	Media	Ambient Temperature Range	
		Min	Max
FKM (-10 °C to +130 °C)	Water, oil, air	-10 °C	+50 °C
EPDM (-10 °C to +120 °C)	Water, hot water	-10 °C	+50 °C

¹ See corrosion reference guide and sealing solutions for material compatibility.

## Preferred Valve Mounting Options



Pipe Size	A	B	C	D	Weight (kg)
1/8" - 1/4"	40	87	13	9.5	0.26

Dimensions (mm)

### Solenoid enclosures

#### 7--0 Type Coil - Insulation class F

- External material: PBT (reinforced fiberglass 30%)
- Electrical connection: DIN EN 175301-803 form A
- Winding insulation: Class H (E180)
- Enclosure classification: Conforms to IP65 (according to EN 60529) with plug and gasket correctly fitted\*



#### Type 600 011- Plug

- Rated Voltage (max.): 250 VAC / 300 VDC
- Nominal Current: 10A (rated) / 16A (max)
- Wire cross-section: 1.5 mm<sup>2</sup> max
- Cable Entry: PG9 (6 to 8 mm)
- Enclosure classification: Conforms to IP65 (according to EN 60529) with supplied gasket



- Insulation class: group C- VDE 0110
- Housing colour: black
- UL approved, file No: E205538

#### 7--R cULus Type Coil - Insulation class F

- Encapsulation material: PET 815ER Rynite®
- Electrical connection: DIN EN 175301-803 form A
- Winding insulation: Class H (P180)
- Enclosure classification: Conforms to IP65 (according to EN 60529) with plug and gasket correctly fitted\*
- UL approved, file No: E193928



### Coding chart

#### Main Valve Assembly


Pipe Size	Top Port Connection	Seals	Orifice	Option	
2	1/8" C	1/8" G V	FKM C	1.5 N	NPT
3	1/4" A	spherical 1/8" G E	EPDM E	2.0	Manual Override <sup>1</sup>
	E	Hose tail Ø 6mm	G	2.5	w/o option
			H	3.0	
			L	4.0	
			N	5.0	
			P	6.0	

#### Coil options

Voltage / Frequency - Class F	
7250	24 VDC
7200	24 V / 50/60 Hz
7400	110 V / 50 Hz - 120 V / 60 Hz
7600	200 V / 50 Hz - 220 V / 60 Hz
7700	230 V / 50 Hz - 240 V / 60 Hz
Voltage / Frequency - Class F - cULus approved	
725R	24 VDC
720R	24 V / 50 Hz
740R	110 V / 50 Hz - 120 V / 60 Hz
770R	230 V / 50 Hz - 240 V / 60 Hz

#### Plug

Plug	
	w/o plug
0A1	c/w plug



<sup>1</sup> Manual override not available for orifice > Ø3mm.

#### Product coding example:

D363AVC 7250

1/4" G, auto operation, brass body, FKM seals, 1.5 mm orifice, with top port connection spherical 1/8" G, 24 VDC, without plug.